



Grices Partnership Program

Building Success



How it works




- ▶ Grices activates the co-branding account

 [Versione in Italiano](#)




User Area

E-mail: Password: 

In this section you'll be able to configure our cylinders and download the configured model as a CAD file.

If you are not registered yet, you can [register now](#).

Customer Area

E-mail: Password: 

This Area is reserved for our registered customers.

How it works



- ▶ The Distributor can create his Customers

The screenshot shows the ACME Distributor web interface. At the top left is the GRICES logo (HYDRAULIC CYLINDERS). In the center is the ACME DISTRIBUTOR logo. On the right, user information is displayed: Company: ACME Distributor, Code: 12345, IP Address: 95.243.127.163, User: Robert King, and E-mail: acme@grices.it. Below this is a navigation menu with items: Configurator, Cylinder Lists, Orders, Technical Catalogue, Customers (highlighted with a red circle and a mouse cursor), and log out. Below the menu, a welcome message reads: "Welcome, Robert King."

Customer: "Test Customer"

The screenshot shows the 'Customer: Test Customer' form. It has three tabs: Master, Accounts, and CAD Requests. The form contains the following fields:

Company name: Test Customer	Customer ID: 000123
Address: <input type="text"/>	Zip Code: <input type="text"/>
City: <input type="text"/>	Province: <input type="text"/>
Tax Code: <input type="text"/>	VAT Code: <input type="text"/>
Phone: <input type="text"/>	Fax: <input type="text"/>

How it works



- ▶ Then he creates the Customer's Accounts

Customer: "Test Customer"

Master Accounts CAD Requests

Company name: Test Customer

Customer ID: 000123

Address:

Zip Code:

Master Accounts CAD Requests

Account	Contacts	Role	Password	Active?	Access #	Last Access
Name Nancy Davolio	Phone +44 13210892 Email allegati@gmail.com	Role Sales	Password nancy			

+ New account Refresh

A special Link for your website

- ▶ Grices will create a link to the Co-branded area to use on the Distributor web site



New configurator!

Today you can order your cylinders online using our configurator.

[Get started now!](#)

Series CH

Donec id elit non mi porta gravida at eget metus. Fusce dapibus, tellus ac cursus commodo, tortor mauris condimentum nibh, ut fermentum massa justo sit amet risus. Etiam porta sem malesuada

New transducer

Vestibulum ante ipsum primis in faucibus orci luctus et ultrices posuere cubilia Curae; Donec eget placerat ligula. Mauris porttitor ultricies rhoncus. Fusce sit amet lectus risus, eget

Proximity sensor

Nullam justo arcu, ullamcorper eu cursus ac, imperdiet vitae eros. Suspendisse eget sem ac neque sodales pharetra. Fusce at est sit amet justo fermentum vehicula. Nullam interdum odio

Just one click to get to...



New configurator!

Today you can order your cylinders online using our configurator.

Get started now!

Link to your co-branded

web configurator

Series CH

Donec id elit non mi porta gravida at eget metus. Fusce dapibus, tellus ac cursus commodo, tortor mauris condimentum nibh, ut fermentum massa justo sit amet risus. Etiam porta sem malesuada

New transducer

Vestibulum ante ipsum primis in faucibus orci luctus et ultrices posuere cubilia Curae; Donec eget placerat ligula. Mauris porttitor ultricies rhoncus. Fusce sit amet lectus risus, eget

Proximity sensor

Nullam justo arcu, ullamcorper eu cursus ac, imperdiet vitae eros. Suspendisse eget sem ac neque sodales pharetra. Fusce at est sit amet justo fermentum vehicula. Nullam interdum odio


...the Co-branded area



- ▶ Our partnership is clear from the beginning:
Our logo and **Your logo**.




User Area

E-mail: Password: 

In this section you'll be able to configure our cylinders and download the configured model as a CAD file.

If you are not registered yet, you can [register now](#).

Customer Area

E-mail: Password: 

This Area is reserved for our registered customers.

The user experience



Company: *Test Customer* Code: *000* IP Address: *95.243.127.163*
User: *Nancy Davolio* E-mail: *f2@f2.net*


Configurator

Cylinder Lists

Technical Catalogue

Log out

Welcome, Nancy Davolio.



Step 1: Choice of the Series



Configurator > Step 1: Series

Select the series:



Series CH
Standard ISO 6020/2 DIN 24554



Series CHT
Standard ISO 6020/2 DIN 24554
with magnetostrictive position transducer



Series CHM
Standard ISO 6020/2 DIN 24554
with proximity switches



Series CB
Short stroke
with built-in proximity switches



Series CE
Welded cylinders



Series CL
Welded cylinders



Serie CC
Standard ISO 6022



Serie CA
Standard ISO 6020/1

Step 7: Cushion




Configurator > Step 7: Cushion


Provisional cylinder code: **CH** / **63** / **28** / **0** / **400** / **FA** / / / **Q** / **R** / / /

Choose the Cushion:


None




Front



Rear



Front + Rear




Step 8: Spacers



Configurator > Step 8: Spacers

Provisional cylinder code: / / / / / / / /

Select spacer option:



<< Back

Spacers: -- NO -- mm

Next >>

Step 9: Seals



Configurator > Step 9: Seals

Provisional cylinder code: CH / 63 / 28 / 0 / 400 / FA 3 0 / Q / R

Select the seals type:

<< Back

Seals:

- Standard (poliurethane)
- Anti-friction (nitrile + PTFE)
- High temperatures (viton + PTFE)
- Anti-friction water glycole (nitrile + carbographe)

Next >>

Step 10: Rod End

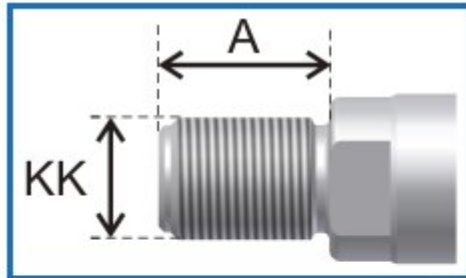


Configurator > Step 10: Rod End option

Provisional cylinder code: **CH** / **63** / **28** / **0** / **400** / **FA 3 0 A** / **Q** / **R** / / /

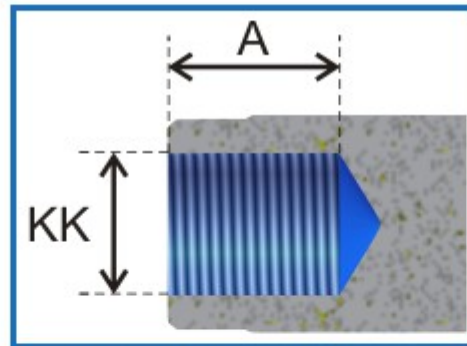
Select Rod End type:

M (standard)



KK = M20x1,5 A = 28

F



KK = M20x1,5 A = 28

<< Back

Complete the configuration with standard values >>

Step 11: Air Bleeds



Configurator > Step 11: Air Bleeds

Provisional cylinder code: CH / 63 / 28 / 0 / 400 / FA 3 0 A 0 0 / Q / R / /

Select air bleed type:

<< Back

Air Bleeds: None (standard) ▼

Next >>

- None (standard)
- Front
- Rear
- Front + Rear

Step 12: Double Rod Seal



Configurator > Step 12: Double rod seal

Provisional cylinder code: CH / 63 / 28 / 0 / 400 / FA 3 0 A 0 0 G / Q / R / /

Select if you desire a double rod seal:

<< Back

Double rod seal: No (standard) ▼

Next >>

Step 14: Rod Treatment



Configurator > Step 14: Rod treatment

Provisional cylinder code: CH / 63 / 28 / 0 / 400 / FA 3 0 A 0 0 G 0 0 / Q / R /

Select the desired treatment:

<< back

Rod treatment:

- C45 chromium-plated 20µm (standard)
- Heavy chromium-plated 45µm thick 100h salt mist ISO 3768
- Hardening and chromium-plating
- Ni-CROMAX30 chromium-plated, nichel-plated ASTM B 117 1000h

Next >>

Step 15: Proximity Sensors



Configurator > Step 15: Proximity sensors

Provisional cylinder code: CH / 63 / 28 / 0 / 400 / FA 3 0 A 0 0 G 0 0 0 / Q | | | | R | | | | / | / |

Select the desired sensors:

<< Back

Proximity sensors: No sensors (standard) ▼

No sensors (standard)

Front sensor

Rear sensor

Front + Rear sensors

Next >>

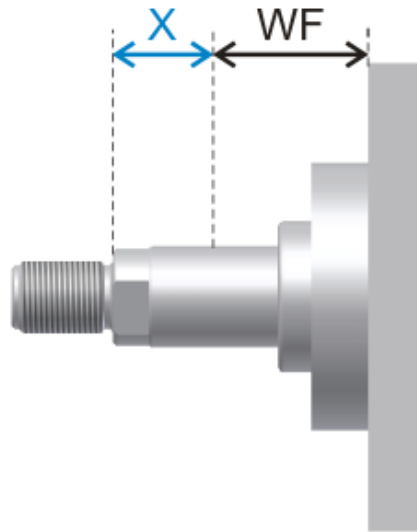
Step 16: Extra-Rod



Configurator > Step 16: Extra-Rod

Provisional cylinder code: CH / 63 / 28 / 0 / 400 / FA 3 0 A 0 0 G 0 0 0 0 / Q / / R / / /

If you desire an extra-rod, enter the length:



<< Back

WF = 48 mm (min standard)
Extra-rod (X): mm (min 0 - max 2000)

Next >>

Step 18: Positions



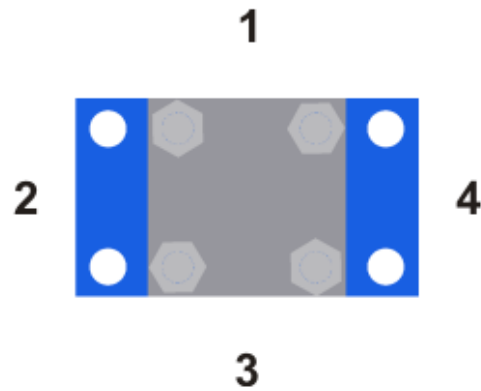
Configurator > Step 18: Select oil ports and accessory positions

Provisional cylinder code: **CH** / **63** / **28** / **0** / **400** / **FA 3 0 A 0 0 G 0 0 0 0** / **Q** | | | | **R** | | | | / **0** / **0**

Oil ports, Cushions, Air bleeds and Sensors position

The ideal configuration computed by the system according to the required characteristics is as follows:

	Head (Q)	Bottom (R)
Oil Ports	1	1
Cushions	3	3
Sensors	0	0
Air Bleeds	2	0



[Modify Configuration](#)

Configuration Complete



Configuration completed

Product code: **CH/63/28/0/400/FA30A00G0000Q1320R1300/0/0**

Generate CAD file

File format:

Generate PDF file

Save this configuration / order

Quantity:

Your reference:

List: Existing List New List

Configuration Complete



CAD File

Configuration completed

Product code: **CH/63/28/0/400/FA30A00G0000Q1320R1300/0/0**

Generate CAD file

File format:

Generate PDF file

Save this configuration / order

Quantity:

Your reference:

List: Existing List New List

Configuration Complete



Configuration completed

Product code: **CH/63/28/0/400/FA30A00G0000Q1320R1300/0/0**

CAD File

PDF File

Generate CAD file

File format:

Generate PDF file

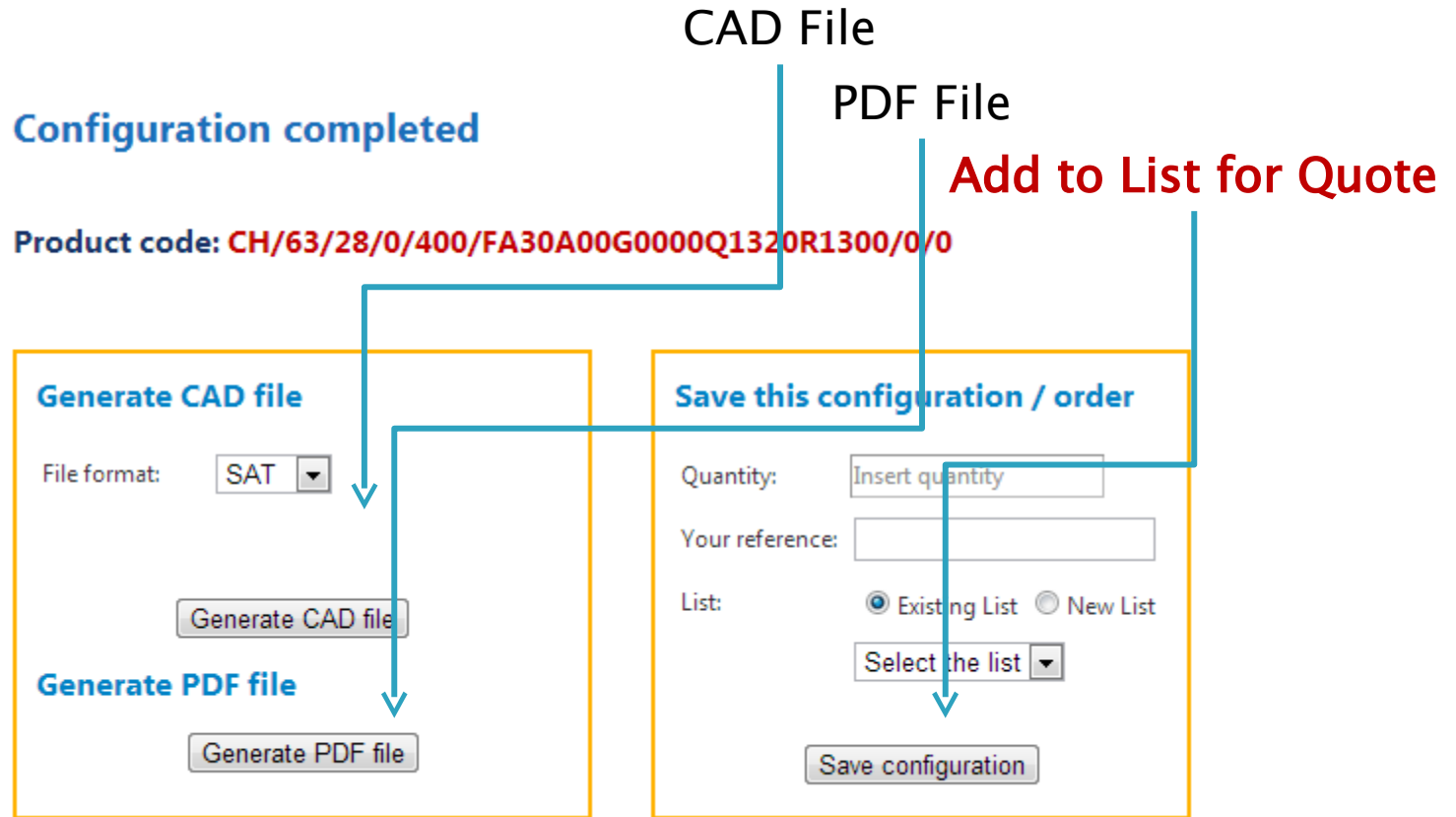
Save this configuration / order

Quantity:

Your reference:

List: Existing List New List

Configuration Complete



Cylinder List – Quote Request



Cylinder Lists

Test Customer - KA342

New List name

Create new list

Delete list

List KA342

New name

Rename

New list name

Copy in New List

Merge to List

Test Customer -

Merge

Cylinder code	Your reference	Quantity	Weight	Delivery					Pdf
CH/63/28/0/400/FA30A00G0000Q1320R1300/0/0	CYL24 ✓	5 ✓	78 Kg	15 working days	✗				
CA/40/22/360/FP00A00000Q1000R1000/0	CYL34 ✓	2 ✓	20 Kg	25 working days	✗				
			Tot. weight: 98 Kg	Delivery: 25 working days					

Create a new cylinder for this list

Request a quote

Cylinder List – Quote Request



Cylinder Lists

Test Customer - KA342

New List name

Create new list

Delete list

No price is shown

List KA342

New name

Rename

New list name

Copy in New List

Merge to List

Test Customer -

Merge

Cylinder code	Your reference	Quantity	Weight	Delivery					Pdf
CH/63/28/0/400/FA30A00G0000Q1320R1300/0/0	CYL24 ✓	5 ✓	78 Kg	15 working days	✗				
CA/40/22/360/FP00A00000Q1000R1000/0	CYL34 ✓	2 ✓	20 Kg	25 working days	✗				
			Tot. weight: 98 Kg	Delivery: 25 working days					

Create a new cylinder for this list

Request a quote

Confirmation email to Customer



Richiesta di offerta - Quote request

info@grices.it

Inviato: mercoledì 27/03/2013 17:06

A: f2@f2.net

-- English text Follows --

Spett.le Test Customer
Alla c.a. Nancy Davolio

La sua richiesta di offerta per la lista KA342 è stata ricevuta correttamente.
Riceverà presto la quotazione richiesta dal Suo distributore ACME Distributor.

Cordiali saluti,
Grices Hydraulic Cylinders - Extranet Management Robot

We received your quote request for the list KA342.

Your reseller ACME Distributor will send you the quote as soon as possible.

Best regards,
Grices Hydraulic Cylinders - Extranet Management Robot

You receive the Quote Request



Richiesta di offerta - Quote request

info@grices.it

Interruzioni di riga in eccesso rimosse dal messaggio.

Inviato: mercoledì 27/03/2013 17:06

A: acme@grices.it

-- English text Follows --

E' arrivata una richiesta di offerta da Test Customer (account Nancy Davolio) per la lista KA342.

Cordiali saluti,
Grices Hydraulic Cylinders - Extranet Management Robot

We received a quote request from Test Customer (account Nancy Davolio) for the list KA342.

Best regards,
Grices Hydraulic Cylinders - Extranet Management Robot

Advantages for your customers

- ▶ Constantly updated technical data
- ▶ Instant 2D and 3D CAD drawing download
- ▶ Online quote request
- ▶ Priority production
- ▶ Extra-discount for online orders



Advantages for you



- ▶ Professional co-branded web application
- ▶ Easy Customers and Accounts management
- ▶ Receive precise quote requests
- ▶ Your customers are yours: you contact them and you make the offers.
- ▶ Share our technology!





Thank you!

**Let's do business
together**

Grices Hydraulic Cylinders s.r.l.
Via Postale Vecchia, 111
23857 Valgignone (LC)

www.grices.it